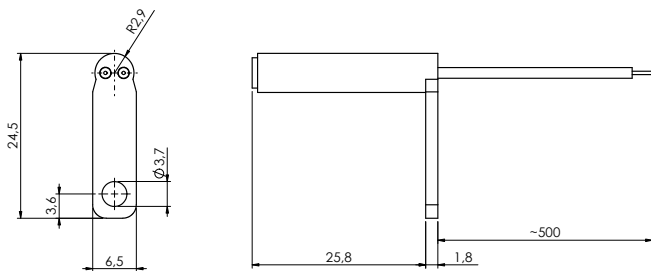
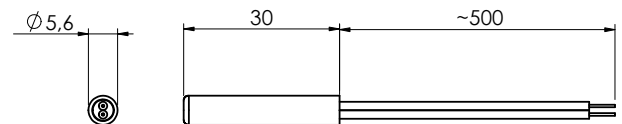



P900



P930



Codice Part number	
Sensore Sensor	NERO BLACK  NERO BLACK
P900	P900FZ - 100
P930	P930FZ - 100

Per versioni personalizzate (lunghezze, tipo di fissaggio, valore di resistenza in uscita, connessione elettrica, ecc.) contattare i nostri servizi commerciali.
For customized version (length, type of fixing, value resistance, electrical connection, etc.) please contact our customer service.

Stelo Stem	Nylon
Uscita cablaggio Wiring output	500 mm PVC
Tipo contatto Type of contact	Reed
Max potenza commut. Max switch. capacity	10 W

Max corrente commut. Max switch. current	0,5 A
Max tensione commut. Max switch. voltage	50 V
Temp. di funzionamento Working temperature	-10°C / +80°C
Peso Weight	~ 8/10 gr